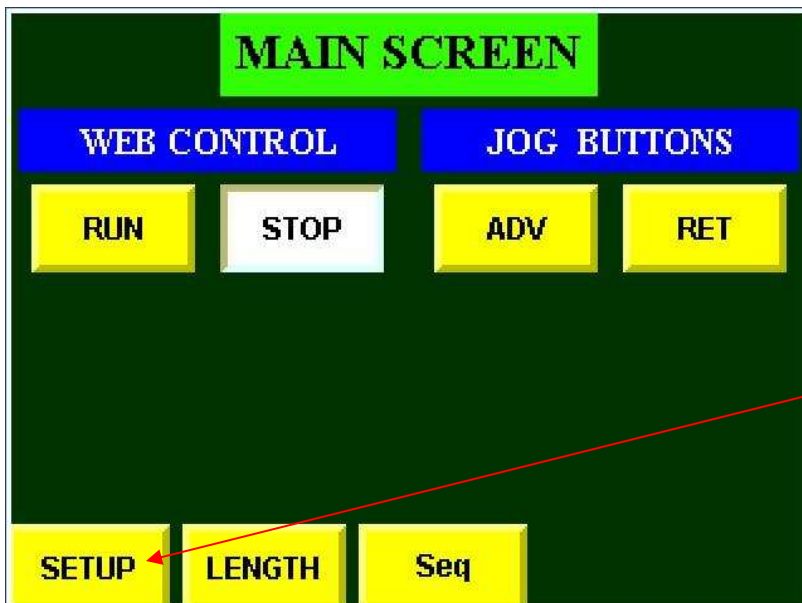
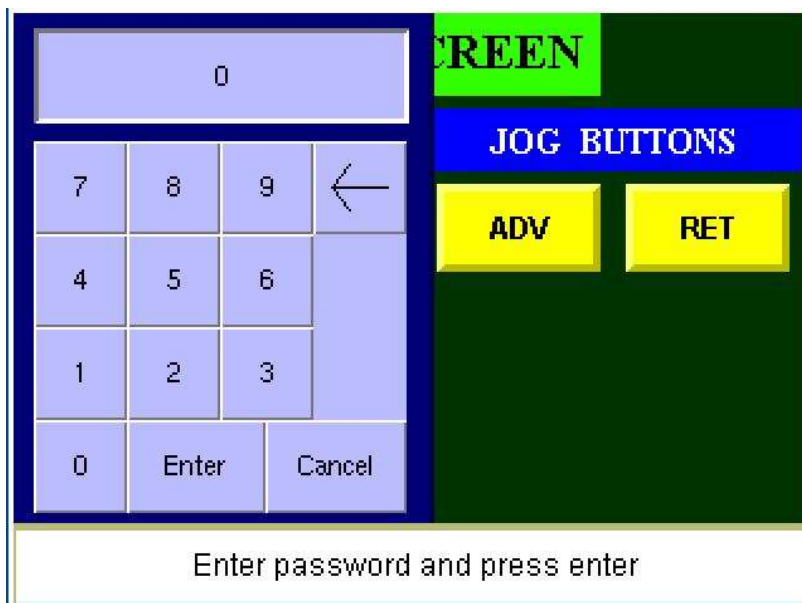


Setting up the Reset Feature



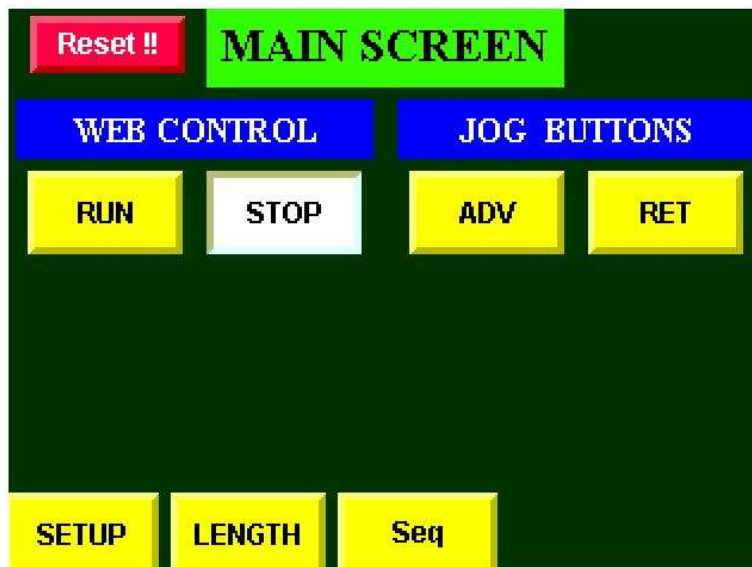
From the main screen Press **Stop** and then Press **SETUP**



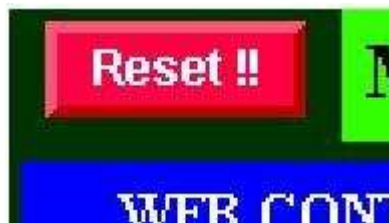
Enter the code **4270** and then Press **Enter**

SETUP SCREEN			
Width	20	Motor Res	10000
Length Factor	0.1	Reducer Ratio	157
Corr Factor	0.7000	Draw Roll Dia	1.0000
Alarm Area	8	Encoder Dir	000.000
Alarm Count	5	Reset	Jog Motor
Encoder Res	4096	Motor Dir	000.000
Run Motor		Jog Speed	20
Main Screen	Tune Motor	I/O Disp	

From the Setup Screen press Main Screen to Return to the Main Screen



This is the Main Screen with a Reset button. This feature will remain On (even if you cycle the power), until the Reset code is entered once more (see above)



To reset (soft kill) the machine simply press the Reset button and **wait twenty seconds.**